

July 2010

Lane County Conservation District

701 W. James Dighton, KS 67839

620-397-5751



No-Till Workshop—August 25th

Lane, Ness and Hodgeman County Conservation Districts will be hosting a No-Till Workshop on August 25th, from 9am—2:30pm at the Ness County Fairgrounds located in Ness City.

Topics will include, Cover Crops in Western Kansas, Weed Resistance to Chemicals, No-Till Dryland Corn, Comparing No-Till to Tillage, Fertilizer Placement, Prep Work & Plant Health, as well as local producers to speak about their own practices in Western Kansas.

Admission is Free and lunch will be provided! For more information contact the Lane County Conservation District, 620-397-5751.



In This Issue

Page 1:

- * No-Till Workshop
- * Special Points of Interest
- * LCCD Sales & Services

Page 2:

- * CSP—An Operator Friendly Program

Page 3:

- * NRCS 75th Anniversary

Page 4:

- * Water Tips
- * Feds Feed Families Food Drive

Page 5:

- * Tips on Planting Trees & Shrubs in Western KS

Sales & Services Provided by the Lane County Conservation District

For Rent:

Tree Planter
Weed Barrier Machine
Roto Tiller
Laser Level
Drip Torch Burner

For Sale:

Drip Irrigation
Weed Barrier & Stakes
Marking Flags & Tape
Trees, Tree Protectors &
Root Slurry
Composter & Recycling Bins

Rubber Tire Tanks
Grass Seed
Deer & Rabbit
Repellent

**For current prices:
Contact Ann Marie
Jennings
620-397-5751 x 106**

Special points of interest:

- Visit the Lane County Conservation District Web-site at: <http://www.lanecountycd.com> for information on the District, Products for Sale and Rent, and Cost-Share Assistance.
- No-Till Workshop— August 25th at the Ness City Fairgrounds
- **FOOD DRIVE!!! FEDS FEED FAMILIES.** Donations taken until August 31st at the USDA Office.
- **NOW AVAILABLE! PLANT-SKYDD REPELLENT:** Organic repellent to keep Deer, Moose, Elk and Rabbits away from trees, shrubs, flowers, and vegetables. A non-toxic product safe for Kids & Pets. Contact LCCD for more information.

LCCD BOARD OF SUPERVISORS:

Jim Bennett	Chairman
James Johnston	Vice-Chairman
Arron Von Shriltz	Treasurer
Helen Hanks	Member
Steve Heath	Member

LCCD Staff:

Ann Marie Jennings, District Manager

NRCS Staff:

Darrel Beougher, District Conservationist

Leon Scheck, Soil Conservation Technician

CSP—An Operator Friendly Program

by Darrel Beougher, NRCS District Conservationist

The Conservation Stewardship Program (CSP) administered by the Natural Resources Conservation Service (NRCS) is a product of the Food, Conservation and Energy Act of 2008. CSP encourages producers to address resource concerns in a comprehensive manner by 1.) improving, maintaining and managing existing conservation practices and 2.) adding at least one additional conservation practice for each land use on FSA's operator of record Ag operation. CSP is authorized through 2010. The eli-

gible land uses for CSP are; Crop, Range and Pasture.

The operator of record can submit an application for the program. Operators must show they will have "effective" control of rented land for the five year contract period. Landowners may participate with the Operators application. Landowners who have an interest in Labor, Equipment, Management or Production decisions may be eligible for a separate CSP application.

An individual has a cap of \$40,000 a

year with a \$200,000 contract cap. Payments are based on existing land treatment and additional land treatment.

For more information about the CSP program, visit with the staff at your local NRCS office.



Con-ser-va-tion a careful preservation and protection; planned management of a natural resource to prevent exploitation, destruction, or neglect.

That's one definition...here are others:

- Buffalo Grass
- Bluestems
- Wheatgrass
- Bromegrass
- Grama Grasses
- Fescues
- Legumes

Considering CRP?

See the folks at:

SHARP BROTHERS

SEED COMPANY, INC.
Native Grasses Are Our Specialty



Box 140 Healy, KS 67850
800-462-8483

buffalo@sharpseed.com www.sharpseed.com

Rick's Trenching, Backhoe & Other Services

Pasture livestock pipelines T-L center pivot dealer
Septic systems, excavation Electrical & plumbing
Domestic & irrigation well servicing

Phone: (620) 872-8990
Scott City, KS

Celebrating 31 years since 1979



FARM BUREAU FINANCIAL SERVICES

John R. Levin
Agent

620.397.5345
620.397.2290 fax
620.397.6785 cell
620.397.2310 res
John.Levin@fbfs.com

P.O. Box 728
Dighton, KS 67839

Registered Representative/Securities & services offered through EquiTrust Marketing Services, LLC,*
5400 University Avenue, West Des Moines, IA 50266, 877.860.2904, Member SIPC.
*Company of Farm Bureau Financial Services

NRCS Celebrates 75 Years

U.S. Department of Agriculture's Natural Resources Conservation Service (NRCS) will turn 75 on April 27, 2010.

"During these years, the NRCS has led the nation in protecting our natural resources," said Eric Banks, State Conservationist in Kansas.

"We have followed the lead of the first chief of our agency, Hugh Hammond Bennett, who envisioned the agency's soil conservationists to work one on one with producers on private and tribal lands and to walk the land to develop a conservation plan," he said.

"Programs and technology have provided many changes in delivering our services, but working with the producer/landowner and getting conservation on the ground remains NRCS's number one priority," said Banks.

"That priority is reflected in our agency's mission, 'Helping People Help the Land,'" he said.

Conservation practices carried out by farmers, ranchers, and other landowners in Kansas have improved the quality of life and built stronger rural communities. Agency statistics show dramatic improvements in Kansas's natural resources because of conservation practices such as crop rotations, terraces, waterways, windbreaks, wetlands, no-till farming, buffers, watershed dams, rangeland management, ponds, nutri-

ent and pest management, to name a few.

"The 75 years of success of NRCS can be attributed to dedicated producers, agency employees, local county conservation district board supervisors and staff, and partners, all of whom worked together to accomplish the goal of protecting our natural resources—soil, water, air, plants, and animals," said Banks.


"This agency's rich conservation legacy has resulted in many benefits to the state's citizens—abundant food and fiber, clean water, clean air, productive soils, and open spaces to use and enjoy," he said.

NRCS was created as the Soil Conservation Service within USDA on April 27, 1935, in response to the devastation of the Dust Bowl on the nation's agricultural land. The agency's primary mission then was to conserve soil on agricultural land. It became NRCS in 1994 to better reflect its expanded role of servicing other natural resources such as soil, water, air, plants, and animals on private and tribal lands. More about NRCS history can be found at www.ks.nrcs.usda.gov/about.

For more information about NRCS in Kansas, visit <http://www.ks.nrcs.usda.gov> or stop by your local county USDA Service Center.

#1 Wildcat Lane
Dighton, KS 67839

Wild Bill's Inc.



Demolition
Rock & Sand
Sales & Hauling
Conservation Work
Road Construction
Laser Equipped
Feedlot Cleaning
Tree Removal

Bill McLeish
Mobil 620-397-3200



BREAKFAST-LUNCH-DINNER
530 E. LONG-DIGHTON
620-397-5518

State Farm®
Providing Insurance and Financial Services
Home Office, Bloomington, Illinois 61710



Moe (Maurice) Linden, Agent
110 E Pearl, Box 757
Dighton, KS 67839-0757
Bus 620 397 2122 Toll Free 800 238 9819
Fax 620 397 2542

The greatest compliment you can give is a referral.



Byler Sunley
Store Manager
hocbyler@st-tel.net

24 Hour Tow Service
Authorized Agent For
NEXTECH
wireless

1002 N. Dodge Road
(620)398-2300 - Phone
(620)398-2400 - Fax
(620)397-8143 - Mobile

Water Tips: How to Conserve Water and Lower Monthly Bills

- Approximately 20% of toilets leak. Check for leaks by placing a few drops of food coloring in the tank. If dye shows up in the bowl after 15 minutes, the toilet has a leak. For an inexpensive solution, replace the flapper.
- Place one or two 1-quart bottles filled with water in the tank of an older toilet. It could save as much as 1,000 gallons of water per person in a year.
- Install an ultralow-flow toilet. It uses just 1.6 gallons a flush, compared to older toilets that use 3.5 to 7 gallons per flush.
- Repair leaks in shower and sink faucets.
- Test your shower flow. If a 1-gallon bucket placed under the flow takes less than 20 seconds to fill, install a low-flow showerhead, which uses less than 2.5 gallons per minute.
- Turn off water when shaving or brushing your teeth. It will save an average of 5 gallons per person every day.



Water Quality - Be a “Clean Water Neighbor”

You may not often think of it, but storm drains flow to nearby waterways. Everything that washes down a storm drain winds up in the local lake, river, creek, or stream.

Here are some simple ideas that will help you be a Clean Water Neighbor:

- Never use storm drains to dispose of waste items.
- Clean up leaves or grass clippings that accumulate on your driveway, sidewalk, or in the street.
- Sweep (don't wash) fertilizer and soil off driveways and walkways.
- Minimize the use of salt on sidewalks and driveways during winter.
- Flush or bury pet waste.
- Redirect downspouts away from paved areas to vegetated areas.
- Wash your car on the lawn, not on the driveway or street.
- Use recycling and composting sites in your community.
- Keep these common wastes from reaching storm drains:

motor oil
soaps
fertilizers
paint

antifreeze
pesticides
cleaning fluids
pet waste

74 West Rd 130, Healy, Kansas 67850

Ehmke Seed
MO

Vance & Louise Ehmke
620.397.2350
Mobile: 620.397.3432
Fax: 620.397.2766
e-mail: vlehmke@st-tel.net

The Buck Starts Here

KSTATE Kansas State University Agricultural Experiment Station and
Cooperative Extension Service



Food Drive



FEDS FEED FAMILIES

Hunger does not take a vacation... When school lets out for the summer, our nation's youngsters who receive free and reduced price meals through the National School Lunch and School Breakfast programs are at a higher risk of going hungry.

Donations go to our local Lane County Food Bank to help with this effort!

Please drop-off non-perishable food items to the USDA Service Center, 701 W. James, Dighton, KS.

Donations will be taken through August, 31

Tips on Planting Trees and Shrubs

Site preparation is critical to the survival of tree and shrub seedlings. Any vegetation competing with the seedlings for moisture or nutrients should be removed. If the planting site is in cultivation, discing once or twice may be adequate to remove existing competition and to prepare a mellow soil. Break up plow pans with deep chiseling. If in grass sod, plow in the previous season, or remove the sod from the planting spot so that there is at least a 48-inch diameter planting spot free from competition.

Care after planting is also important. Protect the planting permanently from livestock. Young trees can be protected from rabbits, mice, and other pests with wrapping, wire screens, or repellents.

To make the best use of all available moisture and obtain best survival and growth, keep trees cleanly cultivated. Clean cultivation also provides fire protection to sensitive plants. If cultivation is not practical, install weed barrier fabric or check with your local Research and Extension office or Conservation District for herbicides that may be used on the kinds of trees and shrubs that you have planted.

Seedlings planted on droughty sites will require watering occasionally for the first 2 years. If the plants tend to lay down, they should be staked upright.

Bare Root Seedlings should be planted as soon as possible. They can

be held for a couple of days in the shipping box by placing the box in a cool, shaded location. Don't store the seedlings in water or allow them to freeze.

To heel in seedlings, dig a V-shaped trench; open the bundle and lay seedling roots in the trench without crowding; cover roots with the soil and pack firmly; and water thoroughly. Plant the seedling in their permanent location before they start growing.

One of the most common causes of planting **failure** is to allow the seedlings to dry out during the planting operation. Small roots dry rapidly when exposed to sun and wind. Seedlings can easily be protected during the planting operation by wrapping bundles of seedlings in wet burlap, or placing the seedlings in a bucket with the roots covered with moist packing medium or water. Plant the seedlings immediately upon removing them from protective cover. Even a few minutes delay can be serious. Dig the planting hole deep enough to accommodate the roots in their natural position. Do not twist the roots or otherwise force them into a small hole. Roots may be pruned to a minimum length of 8 inches to facilitate planting. Protect the roots from drying during the pruning operation. Proper planting depth is at the same depth, or slightly deeper (no more than 1 inch deeper), than they grew in the nursery. Place soil around the roots and firm it to remove air pockets from around the roots. Water thoroughly.


Container Grown Seedlings for best results plant immediately. Dig the planting

hole slightly deeper than the root plug so when planted, the root plug will be covered with 1/2 to 1 inch of soil. Remove the plants from the container before planting. Place soil around the root plug and firm it to remove air pockets from around the roots. Water the seedlings after planting. Stake the plants, if needed, to hold them upright.

Spacing Plants: Plants often are planted too close together, resulting in stunted growth and increased susceptibility to insects and disease. Acceptable spacing varies with annual precipitation and landowner preference. Recommended spacing for Western Kansas is 12 to 18 feet between rows. Within rows, shrubs 3 to 6 feet apart, Redcedar and Rocky Mountain Juniper 6 to 12 feet, Pine 8 to 12 feet, Deciduous trees 8 to 18 feet.

Fertilizing Plants: Most soils have adequate nutrients to support seedlings the first year. It is usually best not to fertilize seedlings unless definite deficiency symptoms are present. Evergreen trees are not very demanding and normally do not need fertilizer at any age. Too much nitrogen on evergreen trees will kill small roots and on new plantings may result in lower survival. On poorer soils, the deciduous plants may respond to nitrogen. Apply 1/4 cup of a low analysis fertilizer such as 12-12-12 to a 2-foot diameter area around the seedling. If plants are yellowish, a soil sample is needed to determine the precise need.

- Kansas Forest Service



DIRKS EARTHMOVING

- Dams
- Site Prep
- Land Leveling
- Feedlot Construction
- All Types of Terraces
- Laser Equipped

Richard Dirks
1294 E. Co. Rd D • Scott City, KS 67871
H: 620-872-3057 • 877-872-3057 • C: 620-872-1793

LICA BBB

WESTERN IRRIGATION, INC.

Design, Installation, Service

FARM IRRIGATION SYSTEMS
ELECTRIC LINES
POLY GAS LINES

DRIP IRRIGATION SYSTEMS
LAWN SPRINKLER SYSTEMS
COMPLETE REPAIR SERVICE

Office

2990 Morton Rd.
Garden City, KS 67846

Mark Beckett
620-275-7779 Home
620-272-1635 Mobile

620-275-7378
1-800-794-9950

Gale D. Louk
620-276-3380 Home
620-272-1761 Mobile

email: mbeckett@westernirrigation.com

email: glouk@westernirrigation.com

"We'll Go Anywhere"

Lane County Conservation District

701 W. James
PO Box 985
Dighton, KS 67839

Phone: 620-397-5751
Fax: 620-397-5773
E-mail: ann.jennings@ks.nacdnet.net
Website: www.lanecountycd.com


PRST STD CARRIER ROUTE

U.S. POSTAGE PAID

DIGHTON, KS

PERMIT NO. 3

BOXHOLDER

 <p>conserving natural resources for our future</p>	Lane County Conservation District	Official Newsletter
<p>It is the policy of the Lane County Conservation District not to discriminate in employment or program services for reasons of race, color, sex, age, religion, marital status, national origin, or handicapped condition. The Kansas State Conservation Commission and Kansas Conservation Districts are equal opportunity providers and employers.</p> <p>The Lane County Conservation Board of Supervisors meets the third Wednesday of each month at the USDA Service Center. If you have any questions or comments for the Board of Supervisors, or suggestions for this newsletter, please call 620-397-5751.</p> <p>Lane County Conservation District is a proud member of the National Association of Conservation Districts and the Kansas Association of Conservation Districts.</p>	<p><u>CALENDAR OF EVENTS</u></p> <p>August 3 - KACD-EO Meeting (Garden City) August 18 - LCCD Board Meeting August 25 - No-Till Workshop September 6 - Office Closed for Labor Day September 15 - LCCD Board Meeting October 11-Office Closed for Columbus Day October 20-LCCD Board Meeting</p> <div style="border: 1px solid black; border-radius: 15px; padding: 10px; text-align: center;"><p>Thank you to all of our sponsors for continuing to support the Lane County Conservation District newsletter. To become a sponsor and advertise in future newsletter editions, contact Ann Marie Jennings, 620-397-5751 x 106</p></div>	